

6 & 12 Volt Monobloc



The logo for HAZE Power Company Ltd, featuring the word 'HAZE' in a stylized, bold, blue font with yellow horizontal bars above the letters.

Haze Power Company Ltd

The Haze HZB - AGM range covers Ah capacities from 18Ah to 230Ah (C₁₀) with dimensions suitable for racking systems for maximum space utilisation. Specially designed racks and cabinets are available with cables and connectors to suit. AGM is especially suited for premium sites with low to medium outage rates and climate controlled environments, for more extreme temperature variations and increased cyclic demands please consult the Haze HZY - GEL range. Haze facilities are fully accredited to ISO 14001 and the management system fully accredited to ISO 9001.












Specifications

Nominal Voltage	12 Volts
Design Life	12 Years
Operating Temperature	-20 °C to 50 °C
Grid alloy	Calcium / Tin lead alloy
Plates	Flat Pasted
Separator	AGM - Absorbant Glass Mat
Active material	Very high purity lead
Case and cover	ABS (VO on request)
Charge Voltage	Float 2.27 - 2.30 VPC @20 °C Cycling 2.4 @20 °C Max. 2.45 VPC. Max ripple 0.05C (A)
Electrolyte	Sulphuric acid Analytical grade purity
Venting Valve	EPDM Rubber 1.5 to 2 psi (10.5 - 14 KPa) release pressure. Resealing at 1 psi (7 KPa)
Terminal	Epoxy sealed by extended mechanical paths
Torque setting	The recommended torque value is 5-7 Nm
Connectors	Supplied as standard (4 hr rate)

Innovative Features

Designed to meet the needs of UPS and many other diverse applications where DC power is required on demand.


-  Completely maintenance free, sealed construction eliminates the need for watering.
-  Increased durability and deep cycle ability for heavy demand applications.
-  Special formation process.
-  Analytical Grade electrolyte.
-  Spill proof / leak proof.
-  Valve regulated Max internal pressure 2.5 psi.
-  Multi-position usage.
-  ABS Case and cover - V0 on request.
-  Low self discharge.



Terminal Options (left to right)

- ⊕ Lead Flag
- ⊕ Automotive
- ⊕ J Type
- ⊕ Copper Flag
- ⊕ J Type Adapter
- ⊕ Insert

Insert are made from brass with copper, nickel and silver plating giving excellent mechanical, electrical and corrosion resistant properties.



CHARGING CHARACTERISTICS

Floating - The optimum float voltage for a battery is temperature dependant, at 15 - 24°C the recommended value is 2.27 - 2.30V. It is recommended that battery installation sites are temperature controlled, however float voltage can be increased or decreased to compensate for temperature variations. Adjustment is calculated at +/- 3 mV per degree C.

Operating Temperature	Recommended Applied Float Voltage VPC
0-9	2.33 - 2.35
10-14	2.30 - 2.33
15-19	2.27 - 2.30
20-24	2.27 - 2.30
25-29	2.25 - 2.27
30-34	2.23 - 2.25
35-40	2.21 - 2.23

The most suitable charging method for battery life and performance is the constant voltage method with a limited initial current, usually limited to a maximum of $C_{20}/4$.

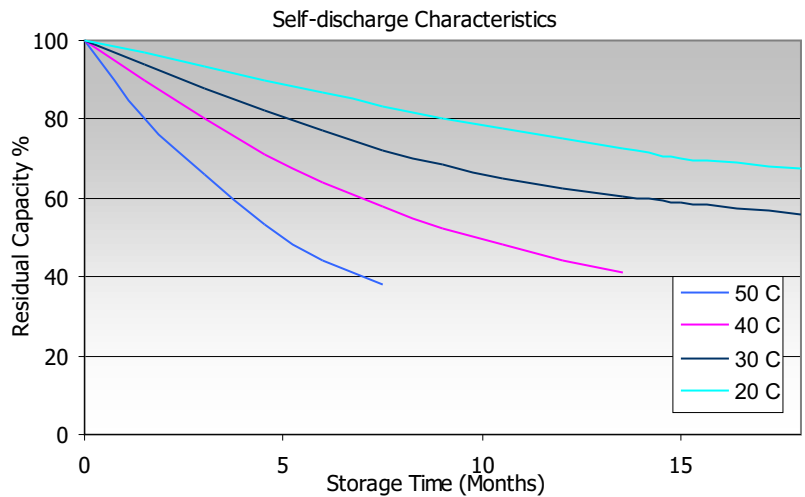
Discharge Time	Capacity temperature correction Factor to be applied to Data at 20 Degrees C											
	-30 °C	-20 °C	-10 °C	0 °C	5 °C	10 °C	15 °C	20-25 °C	30 °C	35 °C	40 °C	50 °C
5 minutes to 59 minutes	24%	36%	45%	68%	77%	83%	92%	100%	105%	107%	108%	110%
1 Hour to 100 Hours	28%	41%	58%	73%	79%	86%	94%	100%	104%	106%	107%	108%

AGM Vs Gel

Each battery has advantages and disadvantages, it is therefore important to choose the right battery for the application.

Advantages of AGM Batteries:

- ✍ Lower initial cost when compared to Gelled Electrolyte cells.
- ✍ Ideal for starting and stationary applications.
- ✍ Superior performance for shorter duration / higher current discharges.
- ✍ Smaller size battery can be used for higher rate discharges.



End of Discharge Voltage = 1.85											DISCHARGE CURRENT in A							20 - 25 °C			
Model	5'	10'	15'	20'	25'	30'	35'	40'	45'	1 hr	90'	2 hr	3 hr	4 hr	5 hr	6 hr	7 hr	8 hr	10 hr	12 hr	20 hr
HZB12-18	56.2	38.0	28.9	23.9	20.7	18.2	16.1	14.5	13.1	10.2	7.32	5.85	4.25	3.34	2.75	2.34	2.03	1.80	1.47	1.24	0.78
HZB12-26	95.4	59.2	44.1	35.7	30.3	26.6	23.9	21.6	19.8	15.9	11.6	9.20	6.67	5.30	4.48	3.88	3.42	3.02	2.44	2.05	1.27
HZB12-28	104	64.9	49.6	40.6	34.9	30.6	27.4	24.6	22.5	17.9	12.9	10.1	7.26	5.74	4.77	4.08	3.58	3.20	2.63	2.23	1.38
HZB12-33	132	81.6	61.1	49.1	42.1	36.6	32.5	29.1	26.8	21.5	15.3	12.0	8.62	6.84	5.64	4.82	4.20	3.73	3.06	2.60	1.67
HZB12-44	162	104	78.4	63.9	53.9	46.6	41.2	37.1	33.7	26.8	19.4	15.3	11.1	8.81	7.33	6.29	5.53	4.91	4.03	3.40	2.09
HZB12-55	171	112	88.3	73.3	62.5	54.6	48.7	44.3	41.1	33.4	25.2	19.9	14.2	11.2	9.29	7.96	6.94	6.18	5.07	4.29	2.62
HZB12-70J	211	143	110	90.3	77.3	68.2	61.7	56.0	51.4	40.9	29.6	23.4	17.1	13.7	11.4	9.79	8.60	7.69	6.34	5.38	3.34
HZB12-70	195	153	121	100	85.3	75.0	67.3	61.4	56.2	45.3	33.2	26.6	19.3	15.5	12.9	11.1	9.81	8.77	7.20	6.12	3.89
HZB12-80	233	161	133	114	100	89.4	80.4	73.1	66.9	52.8	37.8	29.7	21.4	16.9	14.1	12.2	10.7	9.52	7.79	6.56	4.02
HZB12-100	312	209	167	141	122	107	95.3	85.8	78.3	62.5	45.2	35.9	26.1	20.7	17.3	14.9	13.0	11.6	9.45	8.01	4.99
HZB12-110	324	223	181	151	131	115	103	93.0	84.5	67.4	49.0	39.3	28.7	22.8	18.9	16.1	14.1	12.5	10.2	8.71	5.41
HZB12-120	323	228	189	159	137	121	109	98.8	90.5	72.2	52.6	41.9	30.8	24.6	20.3	17.5	15.3	13.6	11.1	9.47	5.95
HZB12-135	328	257	222	190	167	148	133	121	112	90.5	66.5	53.0	37.8	29.7	24.5	20.8	18.2	16.1	13.2	11.1	6.91
HZB12-150	351	249	211	188	168	153	138	127	117	94.5	69.1	54.5	39.1	30.9	25.2	21.4	18.6	16.4	13.3	11.2	7.04
HZB12-160	358	255	215	194	176	161	145	132	121	98.5	72.5	57.7	42.7	34.3	28.6	24.5	21.4	19.0	15.6	13.2	8.28
HZB12-200	422	333	279	243	215	194	176	162	149	121	89.8	72.2	52.7	41.7	34.9	29.9	26.3	23.5	19.4	16.5	10.4
HZB12-230	418	329	299	267	245	223	206	191	177	144	107	84.6	60.7	47.6	39.1	33.3	29.2	26.0	21.5	18.2	11.6
HZB6-110	319	220	178	149	129	113	101	91.6	84.1	67.7	48.6	38.7	28.2	22.5	18.7	16.0	14.1	12.5	10.2	8.71	5.41
HZB6-125	343	239	198	166	145	128	115	104	95.8	77.0	55.5	43.9	31.8	25.5	21.1	18.1	15.8	14.0	11.5	9.8	6.10
HZB6-160	397	303	243	205	179	159	143	131	120	96.4	71.3	57.7	42.9	34.9	29.2	25.2	22.2	19.8	16.3	13.9	8.96
HZB6-200	422	322	278	243	222	206	188	171	158	126	91.9	73.5	53.7	43.1	36.1	30.9	27.1	24.2	20.0	17.0	10.6

End of Discharge Voltage = 1.80											DISCHARGE CURRENT in A							20 - 25 °C			
Model	5'	10'	15'	20'	25'	30'	35'	40'	45'	1 hr	90'	2 hr	3 hr	4 hr	5 hr	6 hr	7 hr	8 hr	10 hr	12 hr	20 hr
HZB12-18	60.0	40.6	30.9	25.5	22.1	19.4	17.2	15.4	13.9	10.9	7.82	6.25	4.54	3.56	2.94	2.50	2.17	1.92	1.57	1.32	0.83
HZB12-26	102	63.3	47.1	38.2	32.4	28.4	25.5	23.1	21.2	17.0	12.4	9.8	7.12	5.66	4.79	4.14	3.66	3.23	2.61	2.19	1.36
HZB12-28	111	69.4	53.0	43.4	37.3	32.7	29.3	26.3	24.0	19.1	13.8	10.8	7.75	6.13	5.09	4.36	3.83	3.42	2.81	2.38	1.48
HZB12-33	141	87.2	65.2	52.4	44.9	39.1	34.7	31.1	28.6	23.0	16.3	12.9	9.20	7.31	6.03	5.14	4.49	3.99	3.27	2.78	1.78
HZB12-44	173	111	83.7	68.2	57.6	49.8	44.1	39.6	36.0	28.6	20.7	16.4	11.8	9.41	7.83	6.72	5.90	5.25	4.30	3.63	2.23
HZB12-55	182	119	94.4	78.3	66.8	58.4	52.0	47.3	43.9	35.7	26.9	21.2	15.2	11.9	9.93	8.51	7.41	6.60	5.41	4.59	2.80
HZB12-70J	225	153	117	96.5	82.5	72.9	65.9	59.8	54.9	43.7	31.6	25.0	18.3	14.7	12.1	10.5	9.19	8.21	6.78	5.74	3.56
HZB12-70	209	163	129	107	91.1	80.1	71.9	65.6	60.0	48.4	35.5	28.4	20.6	16.5	13.8	11.9	10.5	9.36	7.69	6.54	4.15
HZB12-80	249	172	142	122	107	95.5	85.9	78.1	71.4	56.4	40.4	31.8	22.9	18.1	15.1	13.0	11.4	10.2	8.32	7.01	4.29
HZB12-100	333	223	178	150	130	114	102	91.7	83.6	66.7	48.3	38.4	27.9	22.1	18.5	15.9	13.9	12.4	10.1	8.56	5.33
HZB12-110	347	238	193	162	140	123	110	99.4	90.2	72.0	52.4	42.0	30.6	24.4	20.2	17.2	15.0	13.4	10.9	9.30	5.78
HZB12-120	345	244	202	170	147	129	116	106	96.7	77.1	56.1	44.8	32.9	26.3	21.7	18.7	16.3	14.5	11.9	10.1	6.35
HZB12-135	350	275	237	203	178	158	143	129	119	96.6	71.1	56.6	40.4	31.8	26.2	22.2	19.4	17.2	14.1	11.9	7.38
HZB12-150	375	266	226	201	179	163	148	136	125	101	73.9	58.2	41.8	33.0	26.9	22.9	19.8	17.5	14.2	12.0	7.52
HZB12-160	382	272	230	207	188	172	155	141	130	105	77.4	61.6	45.6	36.7	30.5	26.2	22.8	20.3	16.7	14.1	8.84
HZB12-200	451	355	298	259	229	207	188	173	159	129	95.9	77.1	56.3	44.5	37.3	31.9	28.1	25.2	20.8	17.6	11.1
HZB12-230	447	352	319	285	261	238	220	204	189	154	114	90.4	64.8	50.8	41.7	35.6	31.2	27.8	22.9	19.5	12.4
HZB6-110	341	235	190	159	138	121	108	97.8	89.8	72.3	52.0	41.3	30.2	24.0	19.9	17.1	15.0	13.4	10.9	9.30	5.77
HZB6-125	366	255	212	177	155	137	123	111	102	82.3	59.3	46.8	34.0	27.2	22.6	19.3	16.9	15.0	12.3	10.5	6.52
HZB6-160	425	324	259	219	191	170	153	140	129	103	76.2	61.7	45.9	37.3	31.2	26.9	23.7	21.1	17.4	14.9	9.57
HZB6-200	451	344	297	259	237	220	201	183	169	134	98.2	78.5	57.4	46.0	38.5	33.1	29.0	25.8	21.3	18.1	11.4

End of Discharge Voltage = 1.75											DISCHARGE CURRENT in A							20 - 25 °C			
Model	5'	10'	15'	20'	25'	30'	35'	40'	45'	1 hr	90'	2 hr	3 hr	4 hr	5 hr	6 hr	7 hr	8 hr	10 hr	12 hr	20 hr
HZB12-18	63.9	43.2	32.9	27.1	23.5	20.6	18.3	16.4	14.8	11.6	8.32	6.64	4.83	3.79	3.12	2.65	2.31	2.04	1.67	1.41	0.89
HZB12-26	108	67.3	50.1	40.6	34.4	30.2	27.1	24.6	22.5	18.0	13.2	10.5	7.57	6.02	5.10	4.41	3.89	3.43	2.78	2.33	1.44
HZB12-28	119	73.8	56.3	46.2	39.6	34.8	31.1	28.0	25.6	20.3	14.7	11.5	8.25	6.52	5.42	4.64	4.07	3.63	2.99	2.53	1.57
HZB12-33	150	92.7	69.4	55.8	47.8	41.5	36.9	33.1	30.4	24.5	17.4	13.7	9.79	7.78	6.41	5.47	4.77	4.24	3.48	2.96	1.90
HZB12-44	184	118	89.1	72.6	61.3	53.0	46.9	42.1	38.3	30.4	22.0	17.4	12.6	10.0	8.33	7.15	6.28	5.58	4.58	3.86	2.38
HZB12-55	194	127	100	83.3	71.1	62.1	55.4	50.3	46.7	38.0	28.7	22.6	16.1	12.7	10.6	9.05	7.89	7.02	5.76	4.88	2.98
HZB12-70J	240	163	125	103	87.8	77.6	70.1	63.6	58.4	46.5	33.6	26.6	19.4	15.6	12.9	11.1	9.77	8.74	7.21	6.11	3.79
HZB12-70	222	173	138	113	97.0	85.2	76.5	69.8	63.9	51.5	37.8	30.2	21.9	17.6	14.7	12.7	11.1	9.96	8.18	6.96	4.42
HZB12-80	265	183	151	129	114	102	91.4	83.1	76.0	60.0	42.9	33.8	24.3	19.3	16.0	13.8	12.1	10.8	8.85	7.45	4.56
HZB12-100	355	238	189	160	138	121	108	97.5	88.9	71.0	51.3	40.8	29.7	23.5	19.7	16.9	14.8	13.2	10.7	9.10	5.67
HZB12-110	369	253	205	172	149	131	117	106	96.0	76.6	55.7	44.6	32.6	25.9	21.5	18.3	16.0	14.2	11.6	9.90	6.14
HZB12-120	367	260	215	181	156	138	124	112	103	82.1	59.7	47.7	35.0	28.0	23.1	19.9	17.4	15.4	12.7	10.8	6.76
HZB12-135	373	292	252	216	190	168	152	138	127	103	75.6	60.2	43.0	33.8	27.8	23.7	20.6	18.3	15.0	12.7	7.85
HZB12-150	399	283	240	213	191	173	157	144	133	107	78.6	61.9	44.5	35.1	28.6	24.3	21.1	18.6	15.1	12.7	8.00
HZB12-160	406	290	244	220	200	183	165	150	138	112	82.4	65.6	48.5	39.0	32.4	27.8	24.3	21.6	17.8	15.0	9.41
HZB12-200	480	378	317	276	244																

End of Discharge Voltage = 1.70											DISCHARGE CURRENT in A							20 - 25 °C			
Model	5'	10'	15'	20'	25'	30'	35'	40'	45'	1 hr	90'	2 hr	3 hr	4 hr	5 hr	6 hr	7 hr	8 hr	10 hr	12 hr	20 hr
HZB12-18	65.3	44.1	33.6	27.7	24.0	21.1	18.7	16.8	15.2	11.9	8.51	6.79	4.93	3.87	3.19	2.71	2.36	2.09	1.71	1.44	0.91
HZB12-26	111	68.8	51.2	41.5	35.2	30.9	27.7	25.1	23.0	18.4	13.5	10.7	7.74	6.15	5.21	4.51	3.98	3.51	2.84	2.38	1.47
HZB12-28	121	75.4	57.6	47.2	40.5	35.6	31.8	28.6	26.1	20.7	15.0	11.7	8.43	6.67	5.54	4.74	4.16	3.71	3.06	2.59	1.61
HZB12-33	153	94.8	70.9	57.0	48.9	42.5	37.7	33.8	31.1	25.0	17.7	14.0	10.0	7.95	6.55	5.59	4.88	4.33	3.55	3.03	1.94
HZB12-44	188	121	91.0	74.2	62.6	54.2	47.9	43.0	39.1	31.1	22.5	17.8	12.9	10.2	8.52	7.31	6.42	5.70	4.68	3.95	2.43
HZB12-55	198	130	103	85.2	72.6	63.5	56.6	51.4	47.7	38.8	29.3	23.1	16.5	13.0	10.8	9.25	8.06	7.17	5.89	4.99	3.04
HZB12-70J	245	166	128	105	89.7	79.3	71.6	65.0	59.7	47.5	34.3	27.2	19.9	15.9	13.2	11.4	9.99	8.93	7.37	6.24	3.88
HZB12-70	227	177	141	116	99.1	87.1	78.1	71.3	65.3	52.6	38.6	30.9	22.4	18.0	15.0	12.9	11.4	10.2	8.36	7.11	4.52
HZB12-80	271	187	155	132	117	104	93.4	84.9	77.7	61.3	43.9	34.5	24.9	19.7	16.4	14.1	12.4	11.1	9.05	7.62	4.66
HZB12-100	362	243	194	163	141	124	111	99.6	90.9	72.6	52.5	41.7	30.3	24.0	20.1	17.3	15.1	13.4	11.0	9.30	5.79
HZB12-110	377	259	210	176	152	133	119	108	98.1	78.3	57.0	45.6	33.3	26.5	22.0	18.7	16.3	14.5	11.9	10.1	6.28
HZB12-120	375	265	220	185	159	141	127	115	105	83.9	61.0	48.7	35.7	28.6	23.6	20.3	17.8	15.8	12.9	11.0	6.91
HZB12-135	381	299	257	221	194	172	155	141	130	105	77.3	61.5	43.9	34.5	28.5	24.2	21.1	18.7	15.3	12.9	8.02
HZB12-150	408	289	245	218	195	177	161	147	136	110	80.3	63.3	45.5	35.8	29.2	24.9	21.5	19.0	15.4	13.0	8.18
HZB12-160	415	296	250	225	205	187	168	153	141	114	84.2	67.0	49.5	39.9	33.2	28.5	24.8	22.1	18.2	15.4	9.61
HZB12-200	491	386	324	282	249	225	205	188	172	140	104	83.8	61.2	48.4	40.5	34.7	30.6	27.3	22.6	19.2	12.0
HZB12-230	486	382	347	310	284	259	239	222	205	167	124	98.3	70.5	55.3	45.4	38.7	33.9	30.2	24.9	21.2	13.4
HZB6-110	371	255	207	173	150	131	118	106	97.6	78.6	56.5	44.9	32.8	26.1	21.7	18.6	16.3	14.5	11.9	10.1	6.28
HZB6-125	398	277	230	193	168	149	133	121	111	89.4	64.5	50.9	37.0	29.6	24.5	21.0	18.4	16.3	13.4	11.4	7.08
HZB6-160	462	352	282	238	208	185	166	152	140	112	82.8	67.0	49.9	40.6	34.0	29.3	25.8	22.9	19.0	16.2	10.4
HZB6-200	491	374	323	282	258	239	218	199	183	146	107	85.3	62.4	50.0	41.9	35.9	31.5	28.1	23.2	19.7	12.4

End of Discharge Voltage = 1.67											DISCHARGE CURRENT in A							20 - 25 °C			
Model	5'	10'	15'	20'	25'	30'	35'	40'	45'	1 hr	90'	2 hr	3 hr	4 hr	5 hr	6 hr	7 hr	8 hr	10 hr	12 hr	20 hr
HZB12-18	65.9	44.5	33.9	27.9	24.2	21.3	18.9	16.9	15.3	12.0	8.58	6.85	4.98	3.91	-	-	-	-	-	-	-
HZB12-26	112	69.4	51.6	41.8	35.5	31.1	28.0	25.3	23.2	18.6	13.6	10.8	7.81	6.21	-	-	-	-	-	-	-
HZB12-28	122	76.1	58.1	47.6	40.9	35.9	32.1	28.9	26.4	20.9	15.1	11.8	8.50	6.72	-	-	-	-	-	-	-
HZB12-33	154	95.6	71.5	57.5	49.3	42.8	38.0	34.1	31.3	25.2	17.9	14.1	10.1	8.02	-	-	-	-	-	-	-
HZB12-44	190	122	91.8	74.8	63.2	54.6	48.3	43.4	39.5	31.3	22.7	18.0	13.0	10.3	-	-	-	-	-	-	-
HZB12-55	200	131	103	85.9	73.3	64.0	57.1	51.9	48.1	39.2	29.6	23.3	16.6	13.1	-	-	-	-	-	-	-
HZB12-70J	247	168	129	106	90.5	80.0	72.2	65.6	60.2	47.9	34.6	27.4	20.0	16.1	-	-	-	-	-	-	-
HZB12-70	229	179	142	117	100	87.8	78.8	71.9	65.8	53.1	38.9	31.2	22.6	18.1	-	-	-	-	-	-	-
HZB12-80	273	189	156	133	118	105	94.2	85.7	78.4	61.9	44.3	34.8	25.1	19.9	-	-	-	-	-	-	-
HZB12-100	366	245	195	165	143	125	112	101	91.7	73.2	52.9	42.1	30.6	24.3	-	-	-	-	-	-	-
HZB12-110	380	261	212	177	154	135	120	109	99.0	78.9	57.5	46.0	33.6	26.7	-	-	-	-	-	-	-
HZB12-120	379	268	222	186	161	142	128	116	106	84.6	61.6	49.1	36.1	28.8	-	-	-	-	-	-	-
HZB12-135	384	301	260	222	196	174	156	142	131	106	77.9	62.1	44.3	34.8	-	-	-	-	-	-	-
HZB12-150	412	292	248	220	197	179	162	149	137	111	81.0	63.8	45.9	36.1	-	-	-	-	-	-	-
HZB12-160	419	299	252	227	207	188	170	154	142	115	84.9	67.6	50.0	40.2	-	-	-	-	-	-	-
HZB12-200	495	390	327	284	252	227	206	189	174	141	105	84.5	61.8	48.8	-	-	-	-	-	-	-
HZB12-230	490	386	350	312	287	261	241	224	207	168	125	99.1	71.1	55.8	-	-	-	-	-	-	-
HZB6-110	374	257	209	175	151	133	119	107	99	79.3	57.0	45.3	33.1	26.3	-	-	-	-	-	-	-
HZB6-125	401	280	232	195	170	150	134	122	112	90.2	65.0	51.4	37.3	29.8	-	-	-	-	-	-	-
HZB6-160	466	355	284	240	210	186	168	153	141	113	83.5	67.6	50.3	40.9	-	-	-	-	-	-	-
HZB6-200	495	377	326	285	260	241	220	201	185	147	108	86.1	62.9	50.5	-	-	-	-	-	-	-

End of Discharge Voltage = 1.65											DISCHARGE CURRENT in A							20 - 25 °C			
Model	5'	10'	15'	20'	25'	30'	35'	40'	45'	1 hr	90'	2 hr	3 hr	4 hr	5 hr	6 hr	7 hr	8 hr	10 hr	12 hr	20 hr
HZB12-18	66.1	44.7	34.0	28.1	24.3	21.4	19.0	17.0	15.4	12.0	8.61	6.88	5.00	3.92	-	-	-	-	-	-	-
HZB12-26	112	69.7	51.8	42.0	35.6	31.3	28.1	25.4	23.3	18.7	13.6	10.8	7.84	6.23	-	-	-	-	-	-	-
HZB12-28	123	76.4	58.3	47.8	41.0	36.0	32.2	29.0	26.5	21.0	15.2	11.9	8.54	6.75	-	-	-	-	-	-	-
HZB12-33	155	96.0	71.8	57.7	49.5	43.0	38.2	34.3	31.5	25.3	18.0	14.2	10.1	8.05	-	-	-	-	-	-	-
HZB12-44	191	122	92.2	75.1	63.4	54.8	48.5	43.6	39.6	31.5	22.8	18.0	13.0	10.4	-	-	-	-	-	-	-
HZB12-55	201	131	104	86.3	73.6	64.3	57.3	52.1	48.3	39.3	29.7	23.3	16.7	13.1	-	-	-	-	-	-	-
HZB12-70J	248	168	129	106	90.9	80.3	72.5	65.8	60.4	48.1	34.8	27.5	20.1	16.1	-	-	-	-	-	-	-
HZB12-70	230	179	143	117	100	88.2	79.1	72.2	66.1	53.3	39.1	31.3	22.7	18.2	-	-	-	-	-	-	-
HZB12-80	274	190	156	134	118	105	94.6	86.0	78.7	62.1	44.4	35.0	25.2	19.9	-	-	-	-	-	-	-
HZB12-100	367	246	196	165	143	126	112	101	92.0	73.5	53.1	42.2	30.7	24.3	-	-	-	-	-	-	-
HZB12-110	382	262	213	178	154	135	121	109	99.4	79.3	57.7	46.2	33.7	26.8	-	-	-	-	-	-	-
HZB12-120	380	269	223	187	161	142	128	116	106	84.9	61.8	49.3	36.2	28.9	-	-	-	-	-	-	-
HZB12-135	386	302	261	223	196	174	157	143	131	106	78.2	62.3	44.5	35.0	-	-	-	-	-	-	-
HZB12-150	413	293	249	221	197	179	163	149	138	111	81.3	64.1	46.0	36.3	-	-	-	-	-	-	-
HZB12-160	421	300	253	228	207	189	170	155	143	116	85.3	67.9	50.2	40.4	-	-	-	-	-	-	-
HZB12-200	497	391	329	285	252	228	207	190	175	142	106	84.9	62.0	49.0	-	-	-	-	-	-	-
HZB12-230	492	387	351	314	288	262	242	224	208	169	126	100	71.4	56.0	-	-	-	-	-	-	-
HZB6-110	376	258	209	175	152	133	119	108	98.9	79.6	57.2	45.5	33.2	26.4	-	-	-	-	-	-	-
HZB6-125	403	281	233	195	170	151	135	122	113	90.6	65.3	51.6	37.5	30.0	-	-	-	-	-	-	-
HZB6-160	467	356	285	241	210	187	168	154	142	113	83.9	67.9	50.5	41.1	-	-	-	-	-	-	-
HZB6-200	497	379	327	286	261	242	221	202	186	148	108	86.4	63.2	50.7	-	-	-	-	-	-	-

End of Discharge Voltage = 1.60											DISCHARGE CURRENT in A							20 - 25 °C			
Model	5'	10'	15'	20'	25'	30'	35'	40'	45'	1 hr	90'	2 hr	3 hr	4 hr	5 hr	6 hr	7 hr	8 hr	10 hr	12 hr	20 hr
HZB12-18	66.8	45.1	34.4	28.3	24.5	21.6	19.2	17.2	15.5	12.1	8.7	6.94	5.04	3.96	-	-	-	-	-	-	-
HZB12-26	113	70.3	52.3	42.4	36.0	31.6	28.3	25.7	23.6	18.9	13.8	10.9	7.92	6.29	-	-	-	-	-	-	-
HZB12-28	124	77.1	58.9	48.2	41.4	36.4	32.5	29.3	26.7	21.2	15.3	12.0	8.62	6.82	-	-	-	-	-	-	-
HZB12-33	156	96.9	72.5	58.3	50.0	43.4	38.6	34.6	31.8	25.6	18.1	14.3	10.2	8.13	-	-	-	-	-	-	-
HZB12-44	193	123	93.1	75.8	64.0	55.4	49.0	44.0	40.0	31.8	23.0	18.2	13.1	10.5	-	-	-	-	-	-	-
HZB12-55	203	133	105	87.1	74.3	64.9	57.9	52.6	48.8	39.7	30.0	23.6	16.9	13.2	-	-	-	-	-	-	-
HZB12-70J	250	170	130	107	91.8	81.0	73.2	66.5	61.0	48.6	35.1	27.8	20.3	16.3	-	-	-	-	-	-	-
HZB12-70	232	181	144	119	101	89.0	79.9	72.9	66.7	53.8	39.5	31.6	22.9	18.4	-	-	-	-	-	-	-
HZB12-80	277	191	158	135	119	106	95.5	86.8	79.4	62.7	44.9	35.3	25.4	20.1	-	-	-	-	-	-	-
HZB12-100	371	248	198	167	145	127	113	102	92.9	74.2	53.6	42.6	31.0	24.6	-	-	-	-	-	-	-
HZB12-110	385	265	215	180	156	136	122	110	100	80.0	58.2	46.6	34.0	27.1	-	-	-	-	-	-	-
HZB12-120	384	271	225	189	163	144	129	117	107	85.8	62.4	49.8	36.5	29.2	-	-	-	-	-	-	-
HZB12-135	389	305	263	226	198	176	158	144	132	107	79.0	62.9	44.9	35.3	-	-	-	-	-	-	-
HZB12-150	417	295	251	223	199	181	164	151	139	112	82.1	64.7	46.5	36.6	-	-	-	-	-	-	-
HZB12-160	425	303	255	230	209	191	172	156	144	117	86.1	68.5	50.7	40.8	-	-	-	-	-	-	-
HZB12-200	502	395	332	288	255	230	209	192	176	143	107	85.7	62.6	49.5	-	-	-	-	-	-	-
HZB12-230	497	391	355	317	291	265	245	227	210	171	127	100	72.1	56.5	-	-	-	-	-	-	-
HZB6-110	379	261	211	177	153	134	120	109	100	80.4	57.8	45.9	33.5	26.7	-	-	-	-	-	-	-
HZB6-125	407	284	235	197	172	152	136	123	114	91.4	65.9	52.1	37.8	30.2	-	-	-	-	-	-	-
HZB6-160	472	360	288	243	212	189	170	155	143	115	84.7	68.6	51.0	41.5	-	-	-	-	-	-	-
HZB6-200	502	382	330	288	263	244	223	204	188	149	109	87.3	63.8	51.2	-	-	-	-	-	-	-

End of Discharge Voltage = 1.85											DISCHARGE IN WATTS PER CELL							20 - 25 °C			
Model	5'	10'	15'	20'	25'	30'	35'	40'	45'	1 hr	90'	2 hr	3 hr	4 hr	5 hr	6 hr	7 hr	8 hr	10 hr	12 hr	20 hr
HZB12-18	119	74.9	57.3	46.8	39.8	35.0	31.0	27.9	25.4	20.2	14.4	11.3	8.16	6.60	5.56	4.83	4.26	3.78	3.09	2.61	1.67
HZB12-26	232	128	91.9	73.3	61.6	54.1	48.7	44.4	40.8	32.6	23.2	18.2	13.2	10.7	9.03	7.80	6.86	6.12	4.96	4.18	2.54
HZB12-28	232	132	96.0	77.0	66.2	58.2	52.0	47.3	43.8	35.3	25.3	19.7	14.1	11.2	9.36	8.05	7.08	6.34	5.24	4.45	2.71
HZB12-33	233	153	117	97.1	82.3	71.2	63.2	56.5	51.6	41.4	29.7	23.2	16.7	13.3	11.0	9.46	8.23	7.27	5.86	4.91	3.05
HZB12-44	309	183	138	115	100	90.2	81.7	74.7	68.7	54.8	39.5	31.3	22.4	17.7	14.7	12.6	11.0	9.8	8.10	6.85	4.24
HZB12-55	299	199	158	133	115	100	90.8	83.0	77.9	63.6	47.9	37.7	27.0	21.5	18.0	15.5	13.6	12.2	10.0	8.51	5.30
HZB12-70J	387	264	206	174	151	135	122	110	101	80.8	58.3	46.3	33.6	26.9	22.9	19.8	17.4	15.6	12.9	11.0	7.02
HZB12-70	395	262	216	184	161	143	130	118	109	87.8	64.5	51.4	37.0	29.4	25.0	21.7	19.1	17.1	14.2	12.0	7.52
HZB12-80	441	316	258	219	190	168	152	139	128	102	73.9	58.3	41.9	33.1	27.6	23.7	20.8	18.5	15.1	12.7	7.96
HZB12-100	540	389	315	262	227	201	182	166	152	123	89.4	70.4	49.2	38.2	31.4	26.9	23.6	21.1	17.4	14.8	9.42
HZB12-110	717	439	345	291	251	222	201	183	167	134	95.2	75.5	54.8	43.8	36.9	31.7	27.8	24.9	20.4	17.4	11.0
HZB12-120	584	452	354	290	248	220	200	184	170	137	101	80.1	58.1	45.9	38.4	32.7	28.5	25.3	20.8	17.7	11.2
HZB12-135	581	475	405	351	315	284	260	241	222	178	129	103	74.6	58.7	49.0	42.0	36.8	32.7	27.1	23.2	15.0
HZB12-150	864	549	434	370	327	299	273	252	233	190	142	113	79.7	61.0	50.1	42.5	37.0	32.7	26.6	22.3	13.9
HZB12-160	685	505	435	388	345	307	278	255	237	192	141	112	81.7	65.5	55.7	47.9	41.9	37.4	30.8	26.2	16.7
HZB12-200	880	591	485	430	397	370	344	320	300	246	184	144	102	79.7	63.5	54.4	48.1	43.2	35.7	30.4	19.5
HZB12-230	880	657	575	527	487	454	421	387	359	294	218	171	123	95.6	80.3	68.9	60.4	53.9	44.2	37.5	23.7
HZB6-110	717	439	345	291	251	222	201	183	167	134	95.2	74.7	53.7	42.9	36.1	31.0	27.3	24.4	20.0	17.1	10.8
HZB6-125	845	502	376	306	259	234	213	192	178	143	105	82.9	60.1	47.5	40.0	34.0	29.5	26.3	21.4	18.3	11.6
HZB6-160	816	559	455	390	345	312	284	259	239	195	142	113	80.6	64.1	54.3	47.4	41.8	37.4	31.0	26.5	17.4
HZB6-200	834	583	498	435	396	367	338	311	287	236	173	140	103	81.4	69.2	59.7	52.7	47.1	38.7	32.9	21.1


End of Discharge Voltage = 1.80											DISCHARGE IN WATTS PER CELL							20 - 25 °C			
Model	5'	10'	15'	20'	25'	30'	35'	40'	45'	1 hr	90'	2 hr	3 hr	4 hr	5 hr	6 hr	7 hr	8 hr	10 hr	12 hr	20 hr
HZB12-18	127	80.0	61.2	49.9	42.5	37.4	33.1	29.8	27.2	21.6	15.4	12.1	8.72	7.05	5.94	5.16	4.55	4.04	3.30	2.79	1.78
HZB12-26	248	137	98.1	78.3	65.8	57.8	52.1	47.4	43.6	34.8	24.8	19.4	14.1	11.4	9.64	8.33	7.33	6.53	5.29	4.46	2.71
HZB12-28	248	141	103	82.2	70.7	62.2	55.6	50.5	46.8	37.7	27.0	21.1	15.1	12.0	10.0	8.60	7.57	6.78	5.59	4.75	2.89
HZB12-33	249	164	125	104	87.9	76.1	67.5	60.3	55.1	44.2	31.7	24.8	17.8	14.2	11.8	10.1	8.79	7.77	6.26	5.24	3.25
HZB12-44	330	195	148	123	107	96.4	87.3	79.8	73.4	58.5	42.2	33.5	24.0	18.9	15.7	13.5	11.8	10.5	8.65	7.32	4.53
HZB12-55	319	212	169	142	123	106	97	88.7	83.2	68.0	51.2	40.2	28.8	23.0	19.2	16.6	14.6	13.0	10.7	9.09	5.66
HZB12-70J	414	282	220	186	161	144	130	118	108	86.3	62.3	49.4	35.9	28.7	24.4	21.1	18.6	16.7	13.8	11.7	7.50
HZB12-70	422	280	231	196	172	153	138	126	116	93.8	68.9	54.9	39.5	31.5	26.7	23.2	20.4	18.3	15.1	12.8	8.03
HZB12-80	471	337	276	234	203	180	162	148	136	109	79.0	62.3	44.8	35.4	29.5	25.3	22.3	19.7	16.1	13.6	8.50
HZB12-100	576	415	336	279	243	214	195	177	163	132	95.5	75.2	52.5	40.8	33.6	28.8	25.2	22.5	18.5	15.8	10.1
HZB12-110	766	469	369	311	268	238	215	196	179	143	102	80.7	58.6	46.8	39.4	33.8	29.7	26.6	21.8	18.6	11.8
HZB12-120	624	483	379	309	265	235	214	196	182	146	108	85.5	62.0	49.0	41.0	34.9	30.5	27.0	22.2	18.9	12.0
HZB12-135	620	508	432	375	336	304	278	257	237	190	138	110	79.6	62.7	52.3	44.9	39.3	34.9	28.9	24.7	16.0
HZB12-150	923	586	464	395	350	320	292	269	249	203	151	120	85.1	65.1	53.6	45.4	39.5	34.9	28.4	23.9	14.9
HZB12-160	767	558	470	415	369	328	297	273	253	205	150	120	87.2	70.0	59.5	51.2	44.7	40.0	32.9	28.0	17.9
HZB12-200	940	632	518	459	424	395	367	342	320	263	196	154	109	85.1	67.8	58.1	51.4	46.1	38.1	32.5	20.8
HZB12-230	940	702	614	563	520	485	450	414	384	314	232	183	131	102	85.7	73.5	64.5	57.6	47.2	40.1	25.3
HZB6-110	765	469	369	311	268	238	215	196	179	143	102	79.8	57.4	45.8	38.6	33.2	29.1	26.0	21.4	18.2	11.5
HZB6-125	902	536	401	327	277	250	227	205	190	153	112	88.5	64.2	50.8	42.7	36.3	31.5	28.1	22.9	19.5	12.4
HZB6-160	872	597	486	416	368	333	303	277	255	208	152	120	86.1	68.4	58.0	50.6	44.7	39.9	33.1	28.3	18.6
HZB6-200	891	623	532	465	423	392	361	332	307	252	185	149	110	87.0	73.9	63.8	56.3	50.3	41.3	35.2	22.5

End of Discharge Voltage = 1.75											DISCHARGE IN WATTS PER CELL							20 - 25 °C			
Model	5'	10'	15'	20'	25'	30'	35'	40'	45'	1 hr	90'	2 hr	3 hr	4 hr	5 hr	6 hr	7 hr	8 hr	10 hr	12 hr	20 hr
HZB12-18	135	85.1	65.1	53.1	45.3	39.8	35.2	31.7	28.9	22.9	16.3	12.8	9.28	7.50	6.32	5.49	4.84	4.29	3.51	2.97	1.90
HZB12-26	263	146	104	83.3	70.0	61.5	55.4	50.5	46.4	37.0	26.3	20.7	15.1	12.2	10.3	8.86	7.80	6.95	5.63	4.75	2.88
HZB12-28	263	151	109	87.5	75.3	66.2	59.1	53.8	49.8	40.1	28.7	22.4	16.0	12.8	10.6	9.15	8.05	7.21	5.95	5.05	3.08
HZB12-33	265	174	133	110	93.5	81.0	71.8	64.2	58.7	47.0	33.7	26.4	18.9	15.1	12.5	10.7	9.35	8.26	6.66	5.57	3.46
HZB12-44	351	208	157	131	114	103	92.8	84.9	78.1	62.3	44.9	35.6	25.5	20.1	16.7	14.4	12.5	11.2	9.2	7.79	4.82
HZB12-55	340	226	180	152	131	113	103	94	88.5	72.3	54.5	42.8	30.7	24.5	20.4	17.6	15.5	13.8	11.4	9.67	6.02
HZB12-70J	440	300	234	198	171	154	138	125	115	91.8	66.3	52.6	38.2	30.5	26.0	22.5	19.8	17.7	14.7	12.5	7.98
HZB12-70	449	298	246	209	183	163	147	134	123	100	73.3	58.4	42.0	33.5	28.4	24.6	21.8	19.5	16.1	13.6	8.54
HZB12-80	501	359	293	249	216	191	173	158	145	116	84.0	66.3	47.6	37.6	31.4	26.9	23.7	21.0	17.1	14.5	9.05
HZB12-100	613	442	358	297	258	228	207	189	173	140	102	80.0	55.9	43.5	35.7	30.6	26.8	24.0	19.7	16.8	10.7
HZB12-110	814	499	392	331	285	253	229	208	190	152	108	85.8	62.3	49.7	41.9	36.0	31.6	28.2	23.2	19.8	12.5
HZB12-120	664	514	403	329	282	250	228	209	193	156	115	91.0	66.0	52.2	43.6	37.2	32.4	28.8	23.6	20.1	12.7
HZB12-135	660	540	460	399	358	323	296	273	252	202	147	117	84.7	66.7	55.7	47.8	41.8	37.2	30.8	26.3	17.0
HZB12-150	982	623	493	420	372	340	310	286	265	216	161	128	90.6	69.3	57.0	48.3	42.0	37.1	30.2	25.4	15.8
HZB12-160	816	594	500	441	393	349	316	290	269	218	160	127	92.8	74.5	63.3	54.4	47.6	42.5	35.0	29.8	19.0
HZB12-200	1000	672	551	488	451	420	390	364	340	280	209	164	116	90.5	72.1	61.8	54.7	49.0	40.6	34.6	22.1
HZB12-230	1000	746																			


End of Discharge Voltage = 1.70											DISCHARGE IN WATTS PER CELL							20 - 25 °C			
Model	5'	10'	15'	20'	25'	30'	35'	40'	45'	1 hr	90'	2 hr	3 hr	4 hr	5 hr	6 hr	7 hr	8 hr	10 hr	12 hr	20 hr
HZB12-18	138	87.0	66.6	54.3	46.3	40.7	36.0	32.4	29.5	23.4	16.7	13.1	9.48	7.67	6.46	5.61	4.94	4.39	3.59	3.04	1.94
HZB12-26	269	149	107	85.1	71.5	62.8	56.6	51.6	47.4	37.8	26.9	21.1	15.4	12.4	10.5	9.06	7.97	7.10	5.75	4.85	2.95
HZB12-28	269	154	112	89.4	76.9	67.6	60.4	54.9	50.9	41.0	29.4	22.9	16.4	13.0	10.9	9.35	8.23	7.37	6.08	5.16	3.15
HZB12-33	271	178	136	113	95.6	82.7	73.4	65.6	60.0	48.0	34.4	27.0	19.3	15.4	12.8	11.0	9.56	8.45	6.81	5.70	3.54
HZB12-44	359	212	160	134	117	105	94.9	86.7	79.8	63.6	45.9	36.4	26.1	20.6	17.1	14.7	12.8	11.4	9.4	7.96	4.93
HZB12-55	347	231	184	155	133	116	105	96	90.5	73.9	55.7	43.7	31.3	25.0	20.8	18.0	15.8	14.1	11.6	9.88	6.15
HZB12-70J	450	307	239	202	175	157	141	128	118	93.8	67.7	53.8	39.1	31.2	26.6	23.0	20.3	18.1	15.0	13	8.15
HZB12-70	459	305	251	213	187	166	150	137	126	102	74.9	59.7	43.0	34.2	29.1	25.2	22.2	19.9	16.5	13.9	8.73
HZB12-80	512	367	300	255	221	195	177	161	148	119	85.8	67.7	48.7	38.5	32.1	27.5	24.2	21.5	17.5	14.8	9.25
HZB12-100	627	451	365	304	264	233	212	193	177	143	104	81.8	57.1	44.4	36.5	31.3	27.4	24.5	20.2	17.1	10.9
HZB12-110	832	510	401	338	292	258	234	213	195	155	111	87.7	63.7	50.8	42.8	36.8	32.3	28.9	23.7	20.2	12.8
HZB12-120	678	525	412	336	288	256	233	213	198	159	118	93.0	67.4	53.3	44.6	38.0	33.1	29.4	24.1	20.5	13.0
HZB12-135	675	552	470	408	365	330	302	279	257	207	150	119	86.6	68.1	56.9	48.8	42.7	38.0	31.4	26.9	17.4
HZB12-150	1003	637	504	429	380	347	317	292	271	221	164	131	92.5	70.8	58.2	49.3	42.9	38.0	30.9	25.9	16.2
HZB12-160	834	607	511	451	401	356	323	297	275	222	164	130	94.8	76.1	64.7	55.6	48.6	43.4	35.8	30.4	19.4
HZB12-200	1022	687	563	499	461	429	399	372	348	286	213	168	119	92.5	73.7	63.1	55.9	50.1	41.5	35.3	22.6
HZB12-230	1022	763	668	612	565	527	489	450	417	341	253	199	142	111	93.2	80.0	70.1	62.6	51.3	43.5	27.5
HZB6-110	832	510	401	338	292	258	234	213	194	155	111	86.8	62.4	49.8	42.0	36.0	31.7	28.3	23.2	19.8	12.6
HZB6-125	981	583	436	356	301	272	247	223	207	166	122	96.3	69.8	55.2	46.5	39.5	34.3	30.5	24.9	21.2	13.5
HZB6-160	948	649	528	453	400	362	330	301	277	226	165	131	93.6	74.4	63.1	55.1	48.6	43.4	36.0	30.8	20.2
HZB6-200	969	677	578	505	460	426	392	361	334	274	201	162	119	94.6	80.4	69.4	61.2	54.7	44.9	38.3	24.5

End of Discharge Voltage = 1.67											DISCHARGE IN WATTS PER CELL							20 - 25 °C			
Model	5'	10'	15'	20'	25'	30'	35'	40'	45'	1 hr	90'	2 hr	3 hr	4 hr	5 hr	6 hr	7 hr	8 hr	10 hr	12 hr	20 hr
HZB12-18	139	87.7	67.1	54.8	46.7	41.0	36.3	32.7	29.8	23.7	16.8	13.2	9.6	7.7	-	-	-	-	-	-	-
HZB12-26	272	150	108	85.8	72.2	63.4	57.1	52.0	47.9	38.2	27.2	21.3	15.5	12.5	-	-	-	-	-	-	-
HZB12-28	272	155	113	90.2	77.6	68.2	61.0	55.4	51.4	41.4	29.6	23.1	16.5	13.1	-	-	-	-	-	-	-
HZB12-33	273	179	137	114	96.4	83.5	74.1	66.2	60.5	48.5	34.8	27.2	19.5	15.5	-	-	-	-	-	-	-
HZB12-44	362	214	162	135	118	106	95.7	87.5	80.5	64.2	46.3	36.7	26.3	20.8	-	-	-	-	-	-	-
HZB12-55	350	233	186	156	135	117	106	97	91.3	74.5	56.2	44.1	31.6	25.2	-	-	-	-	-	-	-
HZB12-70J	454	309	241	204	177	158	143	129	119	94.6	68.3	54.2	39.4	31.5	-	-	-	-	-	-	-
HZB12-70	463	307	253	215	188	168	152	138	127	103	75.6	60.2	43.3	34.5	-	-	-	-	-	-	-
HZB12-80	517	370	302	257	223	197	178	163	149	120	86.6	68.3	49.1	38.8	-	-	-	-	-	-	-
HZB12-100	632	455	369	307	266	235	214	194	179	144	105	82.5	57.6	44.8	-	-	-	-	-	-	-
HZB12-110	840	514	405	341	294	261	236	215	196	157	112	88.5	64.2	51.3	-	-	-	-	-	-	-
HZB12-120	684	530	415	339	291	258	235	215	199	161	119	93.8	68.0	53.8	-	-	-	-	-	-	-
HZB12-135	680	557	474	411	369	333	305	282	260	209	151	120	87.4	68.7	-	-	-	-	-	-	-
HZB12-150	1012	643	509	433	384	351	320	295	273	223	166	132	93.4	71.5	-	-	-	-	-	-	-
HZB12-160	841	612	516	455	405	360	326	299	277	224	165	131	95.7	76.8	-	-	-	-	-	-	-
HZB12-200	1031	693	568	503	465	433	402	375	351	289	215	169	120	93.3	-	-	-	-	-	-	-
HZB12-230	1031	770	674	617	570	532	493	454	421	344	255	201	144	112	-	-	-	-	-	-	-
HZB6-110	840	514	405	341	294	261	236	215	196	157	112	87.6	62.9	50.3	-	-	-	-	-	-	-
HZB6-125	990	588	440	359	304	274	249	225	208	168	123	97.1	70.4	55.7	-	-	-	-	-	-	-
HZB6-160	956	655	533	457	404	366	333	304	280	228	167	132	94.4	75.1	-	-	-	-	-	-	-
HZB6-200	977	683	583	510	464	430	396	364	337	277	203	163	120	95.4	-	-	-	-	-	-	-

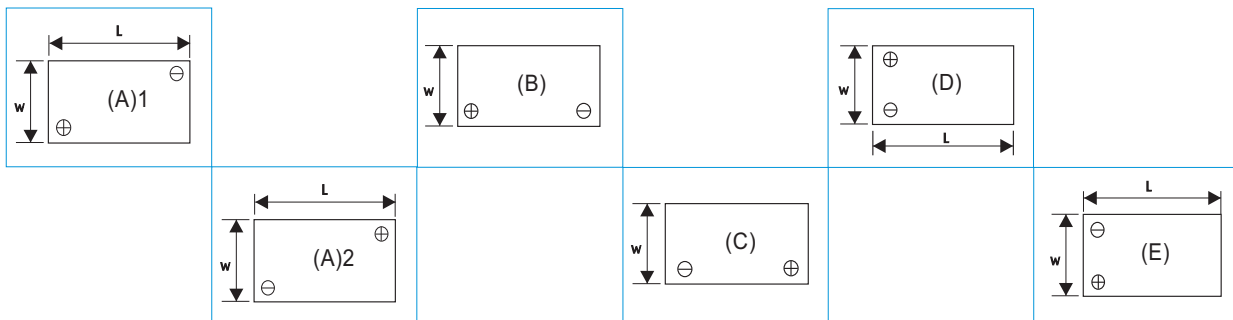
End of Discharge Voltage = 1.65											DISCHARGE IN WATTS PER CELL							20 - 25 °C			
Model	5'	10'	15'	20'	25'	30'	35'	40'	45'	1 hr	90'	2 hr	3 hr	4 hr	5 hr	6 hr	7 hr	8 hr	10 hr	12 hr	20 hr
HZB12-18	140	88.1	67.4	55.0	46.8	41.2	36.5	32.8	29.9	23.7	16.9	13.3	9.60	7.76	-	-	-	-	-	-	-
HZB12-26	273	151	108	86.2	72.4	63.6	57.3	52.2	48.0	38.3	27.3	21.4	15.6	12.6	-	-	-	-	-	-	-
HZB12-28	273	156	113	90.6	77.9	68.5	61.2	55.6	51.6	41.5	29.8	23.2	16.6	13.2	-	-	-	-	-	-	-
HZB12-33	274	180	138	114	96.8	83.8	74.3	66.4	60.7	48.6	34.9	27.3	19.6	15.6	-	-	-	-	-	-	-
HZB12-44	364	215	163	136	118	106	96.1	87.9	80.8	64.5	46.5	36.8	26.4	20.8	-	-	-	-	-	-	-
HZB12-55	351	233	186	157	135	117	107	98	91.6	74.8	56.4	44.3	31.7	25.3	-	-	-	-	-	-	-
HZB12-70J	455	311	242	205	177	159	143	130	119	95.0	68.6	54.4	39.6	31.6	-	-	-	-	-	-	-
HZB12-70	465	309	254	216	189	168	152	139	128	103	75.9	60.4	43.5	34.6	-	-	-	-	-	-	-
HZB12-80	519	371	303	258	224	198	179	163	150	120	86.9	68.6	49.3	39.0	-	-	-	-	-	-	-
HZB12-100	635	457	370	308	267	236	214	195	179	145	105	82.8	57.8	45.0	-	-	-	-	-	-	-
HZB12-110	843	516	406	343	295	262	237	216	197	157	112	88.8	64.5	51.5	-	-	-	-	-	-	-
HZB12-120	687	532	417	341	292	259	236	216	200	161	119	94.2	68.3	54.0	-	-	-	-	-	-	-
HZB12-135	683	559	476	413	370	334	306	283	261	209	152	121	87.7	69.0	-	-	-	-	-	-	-
HZB12-150	1016	645	511	435	385	352	321	296	274	224	166	133	93.7	71.7	-	-	-	-	-	-	-
HZB12-160	845	615	518	456	406	361	328	300	278	225	166	132	96.0	77.1	-	-	-	-	-	-	-
HZB12-200	1035	696	570	505	467	435	404	377	352	290	216	170	120	93.7	-	-	-	-	-	-	-
HZB12-230	1035	773	676	619	573	534	495	456	422	346	256	201	144	112	-	-	-	-	-	-	-
HZB6-110	843	516	406	343	295	262	237	216	197	157	112	87.9	63.2	50.5	-	-	-	-	-	-	-
HZB6-125	994	590	442	360	305	275	250	226	209	169	123	97.5	70.7	55.9	-	-	-	-	-	-	-
HZB6-160	960	658	535	458	405	367	334	305	281	229	168	132	94.8	75.3	-	-	-	-	-	-	-
HZB6-200	981	686	585	511	466	431	397	365	338	278	203	164	121	95.8	-	-	-	-	-	-	-



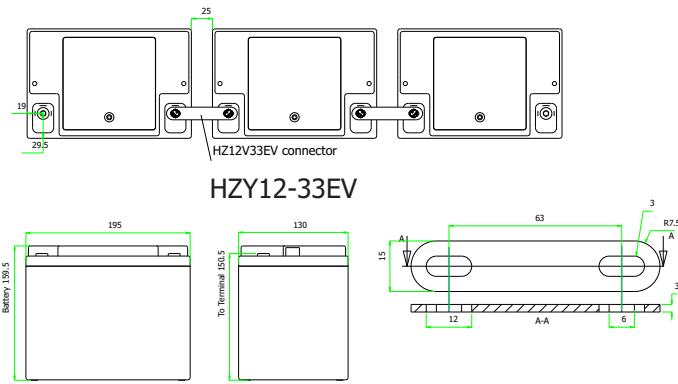
Central Gassing - Haze produce some models with a integral central gassing system. This system is a useful feature when batteries are installed in an IP66 cabinet. Sealing prevents any escaping gas from exiting the enclosure. Central gassing allows a tube carrying the emissions to pass through a seal to atmosphere. Haze are adding this feature to a number of sizes, if you require this feature please contact us for an up-to-date list of models included.



Battery Model	Qty Per Box	Dimensions (mm) & weight (kg)				Dimensions (Inches) & weight (lbs)				Terminal Layout	BCI Group Size	Internal Resistance mOhms	Conductance Values +/- 25%	Max. Charge Current	CCA at 0 °C	Short Circuit Amps
		Length	Width	Height	Weight	Length	Width	Height	Weight							
HZB12-18	2	181	76	167	5.45	7.13	2.99	6.57	12.0	C - M5	-	9	400	4.5	270	732
HZB12-26	1	168	178	124	8.4	6.61	7.01	4.88	18.6	C - M5	-	8	420	6.5	300	900
HZB12-28	1	166	125	175	9	6.54	4.92	6.89	19.9	C - M5	-	7.75	450	7	305	910
HZB12-33	1	195	130	160	10.7	7.68	5.12	6.30	23.6	B - M6	U1	5.75	500	8	320	1100
HZB12-44	1	198	167	157	13.8	7.80	6.57	6.18	30.5	C - M6	-	5.2	670	11	350	1400
HZB12-55	1	229	138	213	17.3	9.02	5.43	8.39	38.2	B - M6	22NF	5.8	600	14	380	1700
HZB12-60	1	228	139	217	18.6	8.98	5.47	8.54	41.1	B - M6	-	5.7	680	15	410	1750
HZB12-70J	1	349	168	175	21.1	13.74	6.61	6.89	46.6	C - M6	-	4.2	900	18	550	2100
HZB12-70	1	260	168	211	24.7	10.24	6.61	8.31	54.6	B - M6	24	4.7	1000	18	550	2100
HZB12-80	1	260	168	211	26	10.24	6.61	8.31	57.5	B - M6	24	4	1150	20	620	2400
HZB12-100	1	306	168	211	29.7	12.05	6.61	8.31	65.6	B - M6	27	3.4	1300	25	780	2900
HZB12-110	1	329	173	209	32.6	12.95	6.81	8.23	72.0	B - M6	31	3.2	1200	27	960	3000
HZB12-115	1	349	174	216.5	37.7	13.74	6.85	8.52	83.3	B - M6	-	3.1	1230	28.5	980	3100
HZB12-120	1	408	176	224	37.4	16.06	6.93	8.82	82.7	B - M6	-	3	1250	30	1020	3300
HZB12-135	1	340	173	283	43.3	13.39	6.81	11.14	95.7	B - M6	-	3.2	1300	35	1160	3750
HZB12-150	1	482	170	240	45.3	18.98	6.69	9.45	100.1	B - M6	-	2.8	1300	38	1300	4200
HZB12-160	1	530	209	214	56	20.87	8.23	8.43	123.8	E - M6	4D	2.7	1750	40	1440	4700
HZB12-200	1	522	240	220	64.8	20.55	9.45	8.66	143.2	E - M8	-	2.5	2050	50	1670	5400
HZB12-230	1	521	269	203	73.5	20.51	10.59	7.99	162.4	E - M8	8D	2.2	2150	57	1870	5900
HZB6-110	1	193	168	205	17.7	7.60	6.61	8.07	39.1	A - M6	-	1.7	1300	27	1010	3200
HZB6-125	1	345	128	202	19.1	13.58	5.04	7.95	42.2	A2 - M6	-	1.8	1400	31	1100	3500
HZB6-160	1	298	171	226	26.4	11.73	6.73	8.90	58.3	A - M6	-	1.4	1500	40	1290	4600
HZB6-200	1	323	178	225	30.9	12.72	7.01	8.86	68.3	A - M8	-	1.25	2050	50	1600	5000



Terminal Layout details



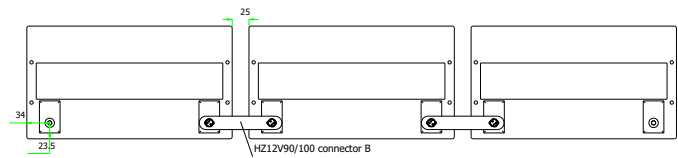
HZY12-33EV

Battery installations have many variables : space available, autonomy times, load carrying requirements etc.

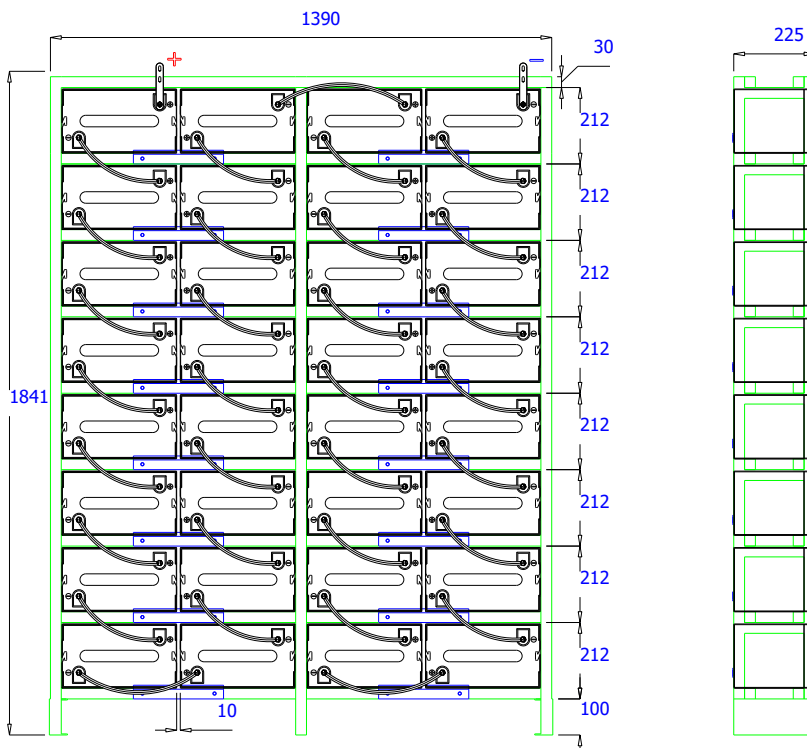
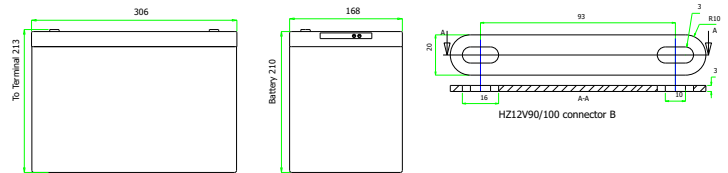
Haze Engineering department is at the customers disposal to find the best solution, provide dimensioned layout drawings and wiring diagrams.

A tailor made solution to meet the customers requirements.

All drawings are submitted for customer approval to ensure trouble free installation.



HZY/B12-90/100



Racking is available to suit available space and required configuration.

Special cables and / or standard connectors can be provided on request along with wiring diagrams.

A range of terminal covers are available to cover large and small batteries and cables or connectors.

The example rack shown is for HZB/Y6-200.



Haze Power Company Ltd

Product Range

4, 6 & 12 Volt AGM 1.3 to 230AH
6 & 12 Volt Gel 7.5 to 230AH
12 Volt Front Access AGM
12 Volt Front Access Gel
2 Volt AGM & Gel 50 to 3850AH
EV Gel
EV AGM
Marine Gel
Solar
OPzV
OPzS

Website: www.hazebattery.com

E mail sales@hazebattery.com

Note: The discharge data contained within is obtained by laboratory testing of production batteries, results may vary after a period of shipping and/or storage.

110418



Haze Power Company keenly encourages environmental awareness; PLEASE follow guidelines for the recycling /disposal of lead.